
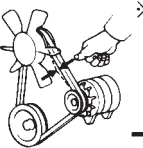



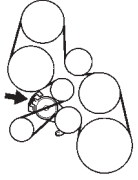
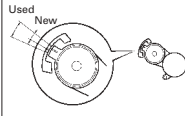
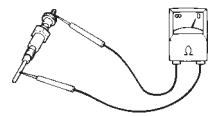
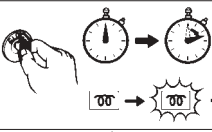
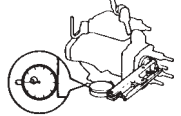
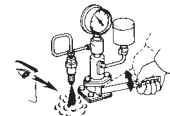



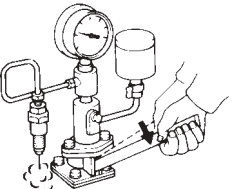

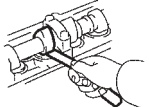

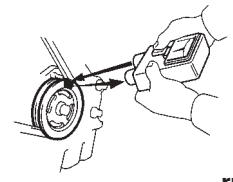



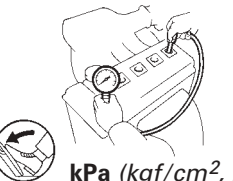




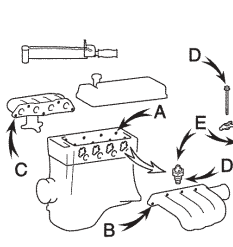
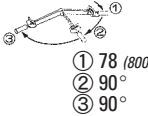

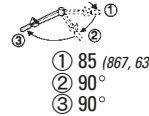
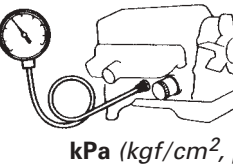











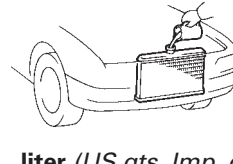









		5L-E	1KZ-TE	1KD-FTV
				
cm³ or CC (cu. in.)		2986 (182.2)	2982 (182.0)	
 *		10-14 (0.39-0.55) ※196-343 (20-35)	8-12 (0.31-0.47) ※300-500 (31-51)	—
		15-20 (0.59-0.79) ※196-392 (20-40)	15-21 (0.59-0.83) ※196-392 (20-40)	—
		10-15 (0.39-0.59) ※196-343 (20-35)	—	—
mm (in.)	N (kgf)			
		—	—	
	20°C (68°F) Ω	0.72		
	20°C (68°F) secs	3.2	1.1	
	mm (in.)	—		
				
	kPa (kgf/cm², psi)	15200-16180 (155-165 2205-2347)	14710-15690 (150-160 2133-2276)	—
		15790-16570 (161-169 2290-2404)	15310-16090 (156-164 2220-2334)	—
	mm (in.)	0.20-0.30 (0.008-0.012)		
		0.40-0.50 (0.016-0.020)	0.25-0.35 (0.010-0.014)	0.35-0.45 (0.014-0.017)

		650-750		
	rpm			
		4750-5050	4450-4750	4500-4700
	kPa (kgf/cm², psi)			
		3138 (32.0, 455)	3040 (31.0, 441)	2700 (27.5, 391)
		1961 (20.0, 284)	2200 (22.5, 320)	
	A			
		① 78 (800, 58) ② 90° ③ 90°	① 40 (408, 30) ② 90° ③ 90°	① 85 (867, 63) ② 90° ③ 90°
	B	23.5 (240, 17)	29 (296, 21)	
	C	52 (530, 38)		
	D	64 (653, 47)	54 (551, 40)	22 (224, 16)
E	24.5 (250, 18)	15 (153, 11)	35 (357, 26)	
	kPa (kgf/cm², psi)			
		3,000 rpm	294-539 (3.0-5.5 43-78)	29 (0.3, 4.2)
	liter (US qts, Imp. qts)			
		6.0 (6.3, 5.3)	6.3 (6.7, 5.5)	6.7 (7.1, 5.9)
	liter (US qts, Imp. qts)			
		6.9 (7.3, 6.1)	7.0 (7.4, 6.2)	7.4 (7.8, 6.5)
API CF-4 or CF (You may also use API CE or CD)				
	liter (US qts, Imp. qts)			
		9.3 (9.8, 8.2)	12.4 (13.1, 10.9)	w/ Power heater 11.5 (12.2, 10.1) w/o Power heater 11.3 (11.9, 9.9)
	liter (US qts, Imp. qts)			
		—	12.2 (12.9, 10.7)	w/ Power heater 11.2 (11.8, 9.9) w/o Pwer heater 11.0 (11.6, 9.7)

Land Cruiser Diesel

LJ120 - 0004503 ~ LJ125 - 0001151 ~ KDJ120 - 0026092 ~ KDJ125 - 0010324 ~
KZJ120 - 0010174 ~



	A	197.9-207.9 (7.791-8.185)	193.9-203.9 (7.634-8.028)
	B	5-15 (0.20-0.60)	
	C	25 (0.98)	
mm (in.)	SAE J1703 or FMVSS No. 116 DOT3		

	A	181.6-191.6 (7.150-7.543)	180.6-190.6 (7.110-7.504)
	B	1-6 (0.04-0.24)	
	C *1	※2 44 (1.73) ※3 55 (2.16)	
mm (in.)	SAE J1703 or FMVSS No. 116 DOT3		

	196 N (20 kgf, 44 lbf)	5-7
--	------------------------	-----

	A	1.0 (0.039)	
	B	26 (1.024)	16 (0.63)
mm (in.)			

	1.0 (0.039)
mm (in.)	

	211 (8.307)
mm (in.)	

	113 (11.5, 83)
N·m (kgf·m, ft·lbf)	

	LJ	KZJ, KDJ
--	----	----------

		2.2 (2.3, 1.9)
liter (US qts, Imp. qts)	API GL-4 or GL-5 SAE 75W-90	

		2.0 (2.1, 1.8)
liter (US qts, Imp. qts)	Toyota Genuine ATF TYPE T-IV	

	Full-time type 1.4 (1.5, 1.2) Part-time type 1.0 (1.1, 0.9)
liter (US qts, Imp. qts)	Full-time type API GL-5 Part-time type API GL-3 SAE 75W-90

		Others	3-door model	2.4 (2.6, 2.1) (w/ Rr Differential lock) 2.5 (2.6, 2.2) (w/o Rr Differential lock)
		5-door model	1.4 (1.5, 1.2)	3.0 (3.2, 2.6) (w/ Rr Differential lock) 3.1 (3.3, 2.7) (w/o Rr Differential lock)
liter (US qts, Imp. qts)		Australia		3.0 (3.2, 2.6) (w/ Rr Differential lock) 3.1 (3.3, 2.7) (w/o Rr Differential lock)
				Hypoid gear oil API GL-5 With LSD use LSD oil only SAE 90 (-18°C (0°F)) SAE 80W or 80W-90 (-18°C (0°F))

	LJ, KZJ, KDJ
	30 (1.2)
mm (in.)	

	3-door model		5-door model	
			Air suspension	Except air suspension
	A	0° 16' ± 45' (0.27° ± 0.75°)	0° 19' ± 45' (0.32° ± 0.75°)	
	B	12° 14' ± 45' (12.23° ± 0.75°)	12° 11' ± 45' (12.18° ± 0.75°)	
	C	2° 41' ± 45' (2.68° ± 0.75°)	2° 56' ± 45' (2.93° ± 0.75°)	2° 40' ± 45' (2.67° ± 0.75°)
	D	36° 20' ^{+1°} _{-2°} (36.33° ^{+1°} _{-2°})		
	E+F	0° 05' ± 0° 10' (0.08° ± 0.16°)	0° 10' ± 0° 10' (0.16° ± 0.16°)	
	G-H	1 ± 2 (0.04+0.08)	2 ± 2 (0.08+0.08)	
mm (in.)				

	225/70R17 108S	200 (2.0, 29)	200 (2.0, 29) 260 (2.7, 38)*2
	225/70R17C 108S	200 (2.0, 29)	200 (2.0, 29) 290 (3.0, 42)*2
	P265/65R17 110S	200 (2.0, 29)	200 (2.0, 29)
kPa (kgf/cm ² , psi)	265/65R17 112S	200 (2.0, 29) 190 (1.9, 28)*3	200 (2.0, 29) 190 (1.9, 28)*3
	*1: Standard inflation for all loads including full rated loads *2: Australia		