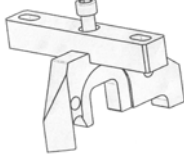
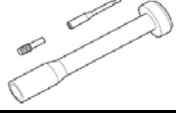

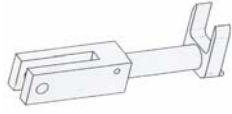
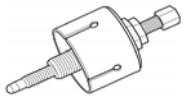
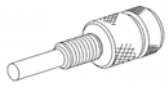
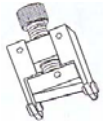
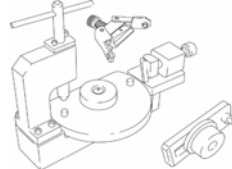

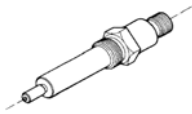
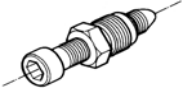
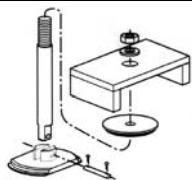





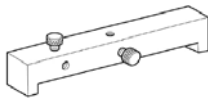

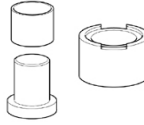

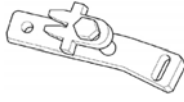
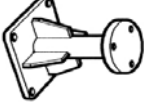








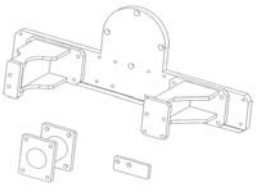


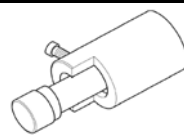
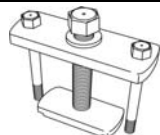


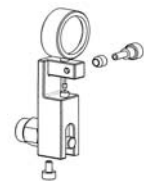

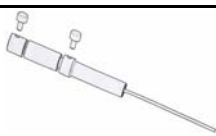



## LISTA DE FERRAMENTAS ESPECIAIS MWM INTERNATIONAL

CÓDIGO MWM-INTERNATIONAL	DESCRIÇÃO	FIGURA	APLICAÇÃO												
			407TCE	408TCE	407TCA	HS 2.8	HS 2.5	NGD3.0E	ACTEON	SERIE 10	MS 3.9/4.1	229			
9.407.0.690.042.6	Dispositivo p/ travamento do eixo comando no PMS		X	X	X										
9.407.0.690.043.6	Dispositivo p/ montar retentor de válvulas		X	X	X										
9.407.0.690.044.6	Dispositivo p/ montagem e desmontagem das válvulas		X	X	X					X	X			X	
9.407.0.690.060.4	Soquete p/ montagem e desmontagem da válvula		X	X											
9.407.0.690.045.6	Dispositivo p/ sacar pista do retentor		X	X	X										
9.407.0.690.046.6	Dispositivo p/ ponto de injeção da bomba VE (10 mm)				X						X				
9.407.0.690.050.6	Grampo de fixação da engrenagem pré-tensionada				X										
9.407.0.690.051.6	Conjunto de tensionamento da engrenagem pré-tensionada				X										
9.407.0.690.065.4	Soquete SW27 - desmontagem do Sensor de Pressão Rail		X	X							X				
9.610.0.690.002.4	Conector p/ medir compressão de cilindro											X			
9.610.0.690.005.6	Sacador de avanço automático											X			
9.610.0.690.017.6	Extrator de camisas										X	X			X
9.610.0.690.019.6	Dispositivo p/ montar retentor dianteiro										X	X			

## LISTA DE FERRAMENTAS ESPECIAIS MWM INTERNATIONAL


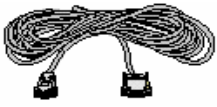









CÓDIGO MWM-INTERNATIONAL	DESCRIÇÃO	FIGURA	APLICAÇÃO												
			407TCE	408TCE	407TCA	HS 2.8	HS 2.5	NGD3.0E	ACTEON	SÉRIE 10	MS 3.9/4.1	229			
9.610.0.690.020.6	Dispositivo p/ montar retentor traseiro										X	X			
9.0690.74.2.9311	Chave p/ aperto da porca do avanço automático														X
9.407.8.690.027.4	Pinos-guia p/ montagem dos coletores		X	X	X						X	X			
9.407.8.690.030.4	Pinos-guia p/ cabeçotes e mancais		X	X	X						X	X			X
9.407.0.690.031.6	Dispositivo p/ medir altura de pistão e camisa		X	X	X						X	X			X
9.407.0.690.033.4	Dispositivo p/ centrar a caixa do volante		X	X	X										
9.407.0.690.034.6	Dispositivo p/ desmontar / montar bucha de biela				X										X
9.408.0.690.001.4	Dispositivo p/ desmontar / montar bucha de biela		X	X											
9.407.0.690.036.6	Dispositivo p/ travar volante Sprint		X	X	X										
9.407.0.690.041.4	Adaptador p/ fixação do motor Sprint no cavalete		X	X	X										
9.407.0.690.058.4	Protetor para Software (Hard Lock Nissan)		X	X							X				
9.407.0.690.059.4	Cabo USB		X	X							X				
9.407.0.690.064.4	Protetor para Software (Hard Lock USB Agrale)		X												
9.610.0.690.001.4	Soquete p/ porta-injetor											X			

## LISTA DE FERRAMENTAS ESPECIAIS MWM INTERNATIONAL

CÓDIGO MWM-INTERNACIONAL	DESCRIÇÃO	FIGURA	APLICAÇÃO												
			407TCE	408TCE	407TCA	HS 2.8	HS 2.5	NGD3.0E	ACTEON	SERIE 10	MS 3.9/4.1	229			
9.610.0.690.011.6	Adaptadores p/ fixação dos motores no cavalete										X	X			X
9.610.0.690.014.6	Dispositivo p/ montagem das guias de válvulas										X	X			X
9.610.0.690.015.4	Dispositivo p/ montagem de retentor de válvula										X	X			X
9.610.0.690.018.6	Dispositivo p/ montar / desmontar bucha de biela												X		
9.610.0.690.024.6	Colocador de camisa										X	X			
9.610.0.690.025.4	Suporte p/ relógio comparador		X	X	X	X	X	X	X	X	X	X	X	X	X
9.610.0.690.026.4	Trava do volante										X	X			
9.610.0.690.031.4	Dispositivo p/ ponto de injeção da bomba "P"												X		
9.610.0.690.032.4	Dispositivo para apertar Tampa de Inspeção										X	X			
9.610.0.690.062.4	Suporte p/ relógio comparador (Acessório para medir altura de pistão - universal)		X	X	X	X	X	X	X	X	X	X	X	X	X
9.407.0.690.052.4	Sacador de bico injetor		X	X											
9.612.0.690.001.4	Sacador de bico injetor										X				
9.407.0.690.061.4	Chave p/ soltura da polia do alternador VALEO (freilauf)				X										



## LISTA DE FERRAMENTAS ESPECIAIS MWM INTERNATIONAL

CÓDIGO MWM-INTERNACIONAL	DESCRIÇÃO	FIGURA	APLICAÇÃO												
			407TCE	408TCE	407TCA	HS 2.8	HS 2.5	NGD3.0E	ACTEON	SÉRIE 10	MS 3.9/4.1	229			
9.612.0.690.017.4	Cabo caixa de comunicação - PC serial - MWM Diagnose		X	X						X					
9.612.0.690.022.4	Cabo caixa de comunicação - PC c/ conexão serial (5m) - MWM Diagnose		X	X						X					
9.612.0.690.015.6	Kit MWM Diagnose completo para PC c/ conexão serial		X	X						X					
9.612.0.690.018.6	Kit MWM Diagnose completo para PC c/ conexão USB		X	X						X					
9.412.0.690.001.6	Kit MIDS - MWM-International Diagnostic System									X					
8130001	Colocador/extrator de válvulas com cabeçote desmontado						X								
8130002	Colocador extrator de válvulas c/ cabeçote colocado						X								
8130004	Base para verificação de altura e profundidade com relógio comparador						X								
8130005	Alicate expansor de anéis de seguimento						X								
8130625	Goniômetro para torque/ângulo						X								
8130628	Extrator para remoção da engrenagem da árvore de manivelas.						X								
8130631	Pino extrator das guias de válvulas						X								
8130635	Extrator da bucha de comando de válvulas						X								

